



BUYING PAYFLOW WITH BNB: STEP BY STEP GUIDE

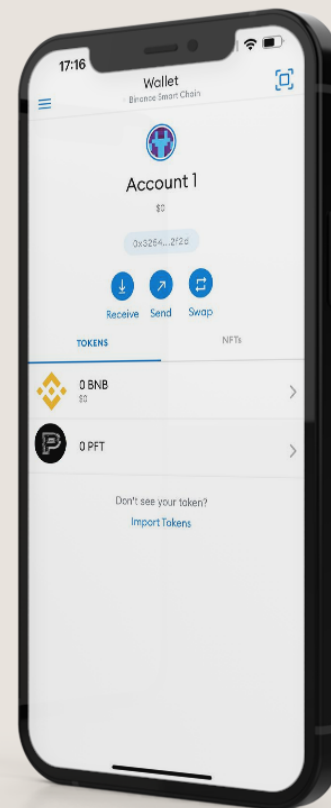
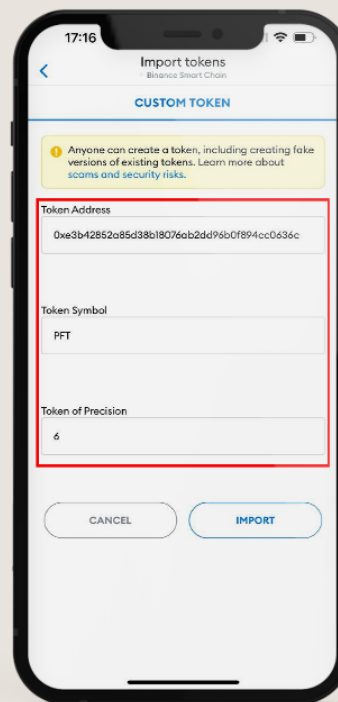

STEP 1: Download Trust Wallet/Metamask .

*Write down recovery words in safe place and deposit funds or crypto.

STEP 2: Buy BNB from Binance or Trust Wallet with Credit or Debit Card.

*Withdraw that bnb to Trust Wallet/Metamask Address (Send bnb in BEP20(BSC) address starts with 0x.

STEP 3: Click on 'add tokens' Add PFT token address and everything else should pop up.



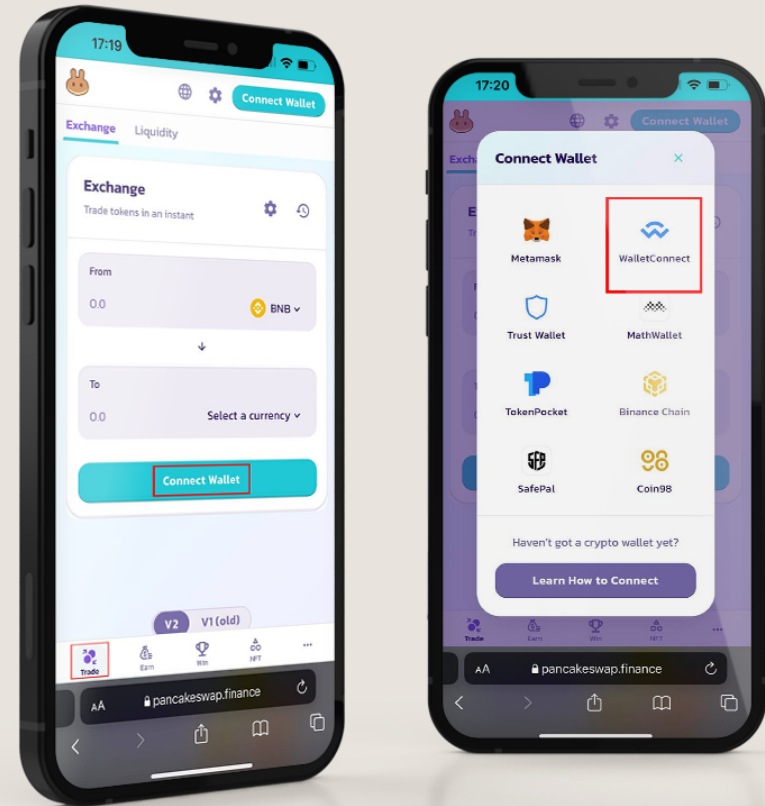


BUYING PAYFLOW WITH BNB: STEP BY STEP GUIDE

STEP 4: Go to www.pancakeswap.finance, press down on Trade.

STEP 5: Press 'connect' and choose your wallet to login. For mobile users press 'walletconnect' and then chose your wallet.

STEP 6: For Truswallet app users:
Click 'Browser' Icon in Trust Wallet Then press 'New DApps' & Scroll to PancakeSwap.
*open pancakeswap



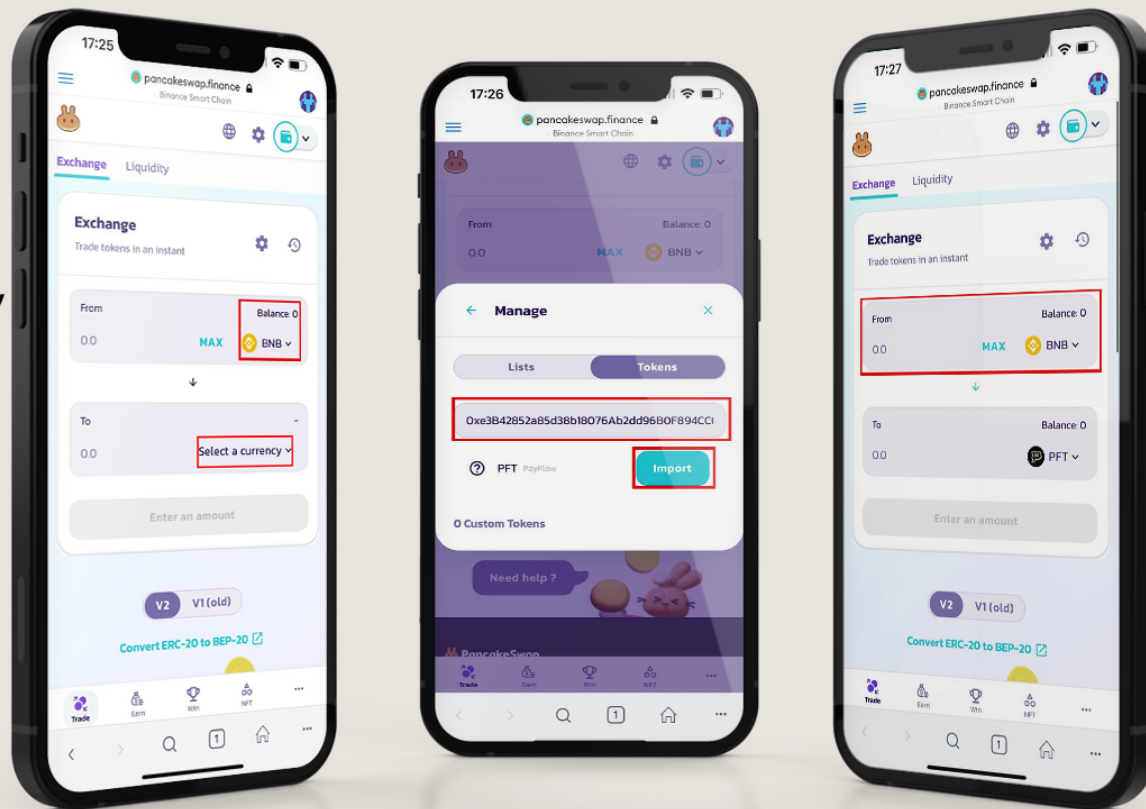


BUYING PAYFLOW WITH BNB: STEP BY STEP GUIDE

STEP 7: When you are connected with your wallet to pancakeswap you will have to add the PFT token but first press '**select a currency**' and add '**BNB**'.

STEP 8: Now press '**select a currency**' and paste the token contract address. Then select '**import**' and then the PFT token is added.

STEP 9: Fill in how many PFT tokens you want to buy or how many BNB you would like to spend on PFT tokens.



**JOIN THE MOVEMENT
HOLD AND EARN!**